

STREETPILOT 2610

GPS with touch screen, turn-by-turn and voice prompts



Now you can have the best in automotive portable navigation right at your fingertips. Just type in the address or point to a destination then relax as the StreetPilot calculates the best route and offers turn-by-turn directions and voice prompts. The extremely easy graphic icon-based-menu structure and touch-screen make operation and data entry a breeze. When not navigating to a destination, the StreetPilot 2610 can be configured to display Speed, Time, Next Street Ahead, Street number of adjacent address and many more.

Touch screen with automatic dimming backlight

Alphanumeric remote control

Powerful microprocessor for fast redraw and route calculation


128MB CF card pre-installed with Full Australian mapping

Exclusive Australasian Distributor



www.gme.net.au



Incorporating  Data

STREETPILOT 2610

specifications




Built-in Map:	Moving map features Built-in routable Australasian Basemap and plug-in data card with pre-installed detailed City Navigator Australia V5.
CD-ROM:	Mapsource™ City Navigator (included) puts street level mapping on your PC. Provides waypoint management and auto routing calculations with just a few mouse clicks. Search for street addresses or 'Points of Interest' based on Australian Yellow Pages listing.
Installation:	All hardware is easily transferred from one vehicle to another with no permanent installation needed unless preferred.
Routes:	Navigation features Automatically calculated with turn-by-turn instructions; up to 50 stored. Routing features include Fastest Time or Shortest Distance, Quick Detour and Avoid Roads or Areas.
Voice:	Navigation instructions and warnings
Waypoints:	500 with name and graphic symbol
Track Log:	2000 track log points
Trip Computer:	Resettable odometer, timers, average and maximum speeds.
Receiver:	GPS Performance 12 parallel channel GPS receiver continuously tracks and uses up to 12 satellites to compute and update your position.
Acquisition times	
Warm:	Approximately 15 seconds
Cold:	Approximately 45 seconds
AutoLocate™:	Approximately 2 minutes
Update rate:	1/second, continuous
GPS accuracy	
Position:	15 metres, 95% typical*
Velocity:	0.05 metre/sec steady state
Dynamics:	6g's
Interfaces:	USB 1.1 device
Antenna:	Built-in patch; MCX-type connector for optional external GPS antenna connection

Size:	143 x 80 x 50 mm
Weight:	420 g
Display:	84 x 44 mm; 305 x 160 pixels; bright, automotive-grade 8-bit colour LCD w/automatic dimming backlight and touch screen; compatible with polarised sunglasses.
Infrared:	Remote control, IR port
Photo sensor:	Senses lighting conditions for automatic backlight dimming
Case:	Rugged; fully gasketed
Temp. range:	-15°C to 70°C (5°F to 158°F)
Data storage:	Indefinite; no memory battery required
Map storage:	CompactFlash® (CF) memory cards; type I and II compatible
Input Usage:	12/24 V DC 6w max. @ 13.8 V DC
Standard:	Power 12/24 V DC 6w max. @ 13.8 V DC
	Accessories MapSource® City Navigator™ v5 CD-ROM 128 MB CompactFlash® memory card Integrated dash portable bean bag mount (friction mount). External speaker with 12/24-volt adapter cable. A/C power adapter PC/USB interface cable Alphanumeric remote control Owner's manual Quick reference guide Setup guide



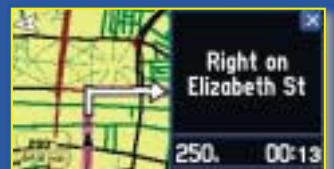
Intuitive, menu-driven icon-based touch screen.



On-screen step-by-step instructions guide you to your destination.



The trip information page displays present speed, distance travelled and other helpful statistics.



Get turn-by-turn directions and voice prompts to guide you to your destination.



See your destination on the map.

Specifications are preliminary and subject to change without notice. *Subject to accuracy degradation to 100m 2DRMS under the U.S. Department of Defence imposed Selective Availability Program when activated.



A Division of
Standard Communications PTY. LTD.

HEAD OFFICE: SYDNEY Locked Bag 2086, NORTH RYDE 1670, NSW Australia.

Phone: (02) 9844 6666 Fax: (02) 9844 6600

MELBOURNE (03) 9590 9333

SYDNEY (02) 9879 8888

PERTH (08) 9455 5744

BRISBANE (07) 3278 6444

ADELAIDE (08) 8234 2633

AUCKLAND (09) 274 0955

Website: www.gme.net.au

Dealer: