

Panel Switches

- Perfect for generator starters, bilge pumps, horns, wipers, engine controls and any other application that requires switching action other than ON-OFF or different pole configuration separate from circuit protection
- All panel switches mount in Blue Sea Systems toggle type circuit breaker panels
- Supplied with mounting adapter for standard 5/8" circuit breaker mounting hole
- Nickel-plated brass and phenolic non-corrosive construction

Specifications	Toggle Switches	Push Button Switch
Rating 250 Volts AC	10 Amperes	3 Amperes
Rating 125 Volts AC	15 Amperes	6 Amperes
Rating 32 Volts DC	15 Amperes	6 Amperes
Terminal Size	0.25" (6.35mm)	0.25" (6.35mm)
Terminal Type	Quick Connect Tab	Quick Connect Tab
Actuator Color	White	White

PN	Type	Pole/Throw	Action	Weight Lb (Kg)
8200	Push Button	SPST	OFF-(ON)	0.07 (0.03)
8204	Toggle	SPST	OFF-ON	0.08 (0.04)
8205	Toggle	SPST	OFF-(ON)	0.08 (0.04)
8206	Toggle	SPDT	ON-OFF-ON	0.08 (0.04)
8207	Toggle	SPDT	(ON)-OFF-ON	0.08 (0.04)
8208	Toggle	SPDT	(ON)-OFF-(ON)	0.08 (0.04)
8209	Toggle	DPST*	OFF-ON-(ON) OFF-OFF-(ON)	0.08 (0.04)
8210	Toggle	DPST	OFF-ON	0.08 (0.04)
8211	Toggle	DPDT	ON-OFF-ON	0.08 (0.04)
8212	Toggle	DPDT	(ON)-OFF-ON	0.08 (0.04)

() = momentary

*Progressive Two Circuit Switch - maintains circuit one while momentarily switching circuit two

Push Button Switch

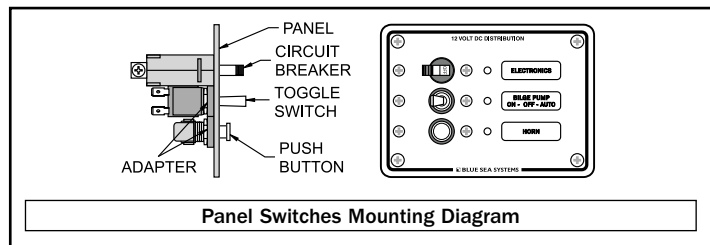
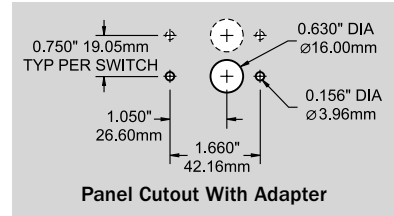
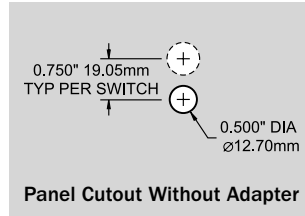


8200

Toggle Switch



8204-8212



Circuit Breaker Mounting Screws

- Fits all single and double pole Toggle Type, Rocker and C-Series circuit breakers
- Sold in packages of 6

PN	Description	Weight Lb (Kg)
8035	6-32 x 1/4" Flat Head	0.03 (0.01)



8035

Circuit Breaker Panel Plug

- Black plug fits standard toggle World Circuit Breaker hole

PN	Description	Weight Lb (Kg)
8037	Circuit Breaker Panel Plug	0.03 (0.01)



8037

Rocker Series CLB Adapter

- Fits on Blue Sea Systems Rocker Panels and new Battery Management Panels (see pages 20-21, 45, 76)

PN	Description	Weight Lb (Kg)
4111	Circuit Breaker Panel Adapter	0.03 (0.01)

NEW PRODUCT



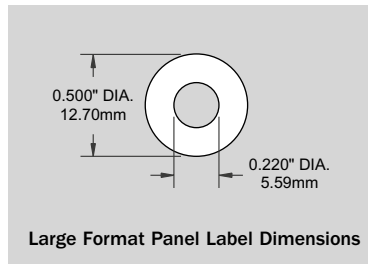
4111

24 Hour Round Label

- Tough, weatherproof material
- Fits over any Blue Sea Systems LED
- Sold in packages of 12
- Used on any standard panel
- Included with Battery Management Panels (see pages 20-21)

PN	Description
4140	24 Hour Round Label

NEW PRODUCT



Large Format Panel Label Dimensions



4140



5021

Water Resistant Fuse Holder

- Improved, easy to open, water resistant fuse holder
- Withstands water exposure normally encountered in above deck applications: rain, sea spray or hose spray washdown

Specifications

Mounting Hole Size 0.506" (12.8mm)

PN	Description	Weight Lb (Kg)
5021	Water Resistant Fuse Holder	0.02 (0.01)

LED Indicator Lights

- Easily installed in any Blue Sea Systems circuit breaker panel
- Simple push-in installation mounts in any thickness material
- Useful as general indicator and alarm lights



Specifications

Mounting Hole Size 11/64" (4.36mm)

CE marked

PN	Color	Voltage	Amperage Draw	Weight Lb (Kg)
8033	Amber	12/24V DC	5 Milliampers	0.07 (0.03)
8171	Red	12/24V DC	5 Milliampers	0.07 (0.03)
8172	Green	12/24V DC	5 Milliampers	0.07 (0.03)
8169	Amber	120V AC	0.5 Milliampers	0.07 (0.03)
8066	Red	120V AC	0.5 Milliampers	0.07 (0.03)
8034	Green	120V AC	0.5 Milliampers	0.07 (0.03)
8167	Amber	230V AC	0.25 Milliampers	0.07 (0.03)
8166	Red	230V AC	0.25 Milliampers	0.07 (0.03)
8134	Green	230V AC	0.25 Milliampers	0.07 (0.03)



8072

8173

Mounting Panel for Toggle Type Magnetic Circuit Breakers

- Mounts any World or A-Series single or double pole circuit breaker or panel switch
- Slate gray matches standard panel color

Specifications

Panel Material 0.125" Aluminum 5052 Alloy

Dimensions 2.63" (66.68mm) x 3.75" (95.25mm)

PN	Description	Weight Lb (Kg)
8072	Mounting Panel - Single Pole	0.08 (0.04)
8173	Mounting Panel - Double Pole	0.08 (0.04)

▶ See page 54 for single and double pole World Circuit Breakers

RATED 12 or 24 VOLT DC



8065

Label Backlight System

- Easily installed in Blue Sea Systems circuit breaker panels
- Connects to 12 or 24 Volt sources via two 6" 18 AWG wire leads
- Backlighting is standard on panels - No kit required
- Reverse polarity protection built-in
- PN 8065 snaps apart for 5 or 3 positions

Specifications

Voltage 12 or 24 Volts DC

Amperage Draw <7 mA per label

PN	Description	Weight Lb (Kg)
8065	8/5/3 Positions	0.07 (0.03)
8384	4 Positions	0.05 (0.02)
8069	10 Positions	0.09 (0.04)
8383	13 Positions	0.11 (0.05)


Toggle Guard

- Protects circuit breakers from being accidentally switched ON or OFF
- Fits all World or A-Series single pole toggle circuit breakers
- Fits all panel switches (see page 86_)
- Can be used on any brand of circuit breaker panel using standard toggle type circuit breakers
- Uses circuit breaker mounting screw hole
- Includes 2 mounting screws

Specifications

Material Acetal
 Mounting Hole Size #6 Flat Head Screw

PN	Description	Weight Lb (Kg)
4100	Toggle Guard	0.05 (0.02)



4100 (2 shown)

World and Rocker AC Lockout Slide

- Allows only 1 double pole AC circuit breaker to be activated at a time
- Guarantees that AC power from 2 or 3 sources (shore power, genset, or inverter) will not be mixed
- Fits all double pole World or A-Series and Rocker Circuit Breaker Panels (see page 63, 72)
- Uses circuit breaker mounting screw holes - Requires no modification
- Includes mounting screws

Specifications

Material Acetal
 Mounting Screw Size #6 Flat Head Screw

PN	Poles	AC Sources	Weight Lb (Kg)
4125	2	2	0.06 (0.03)
4126	2	3	0.07 (0.03)



4125



4126

AC C-Series Circuit Breaker Lockout Slide

- Allows only 1 of a pair of double pole or triple pole AC circuit breakers to be activated at a time
- Guarantees that AC power from 2 sources (shore power, genset, or inverter) will not be mixed
- Fits all double pole or triple pole C-Series Circuit Breakers shown (see page 65, 74)
- Uses circuit breaker mounting screw holes
- Requires no special panel modification
- Includes mounting screws

Specifications

Material Acetal
 Mounting Screw Size #6 Flat Head Screw

PN	Poles	Positions	Weight Lb (Kg)
4130	2	2	0.06 (0.03)
4131	3	2	0.17 (0.08)



4130



4131

Circuit Breaker Insulating Covers

- Provides electrical insulation for exposed panel backs
- Provides mechanical protection for panel backs protruding into lockers
- Lightweight material is easily drilled for wire entrance and exit
- AC isolation covers meet ABYC safety requirements for panels with combined AC and DC loads

Specifications

Material ABS

PN	Description	Weight Lb (Kg)
4026	Cover for 5-1/4" x 3-3/4"	0.09 (0.04)
4027	Cover for 5-1/4" x 7-1/2"	0.14 (0.06)
4028	Cover for 10-1/2" x 7-1/2"	0.39 (0.18)
4029	Cover for 1 Column x 8 Position + Meter	0.24 (0.11)
4031	Cover for 2 Column x 10 Position + Meter	0.38 (0.17)



4031

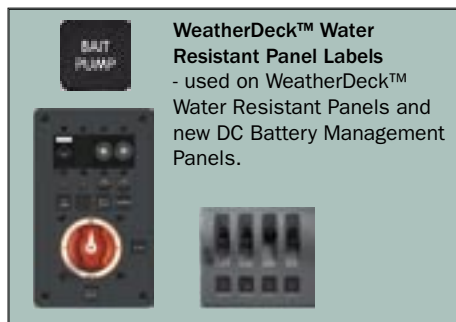


4027

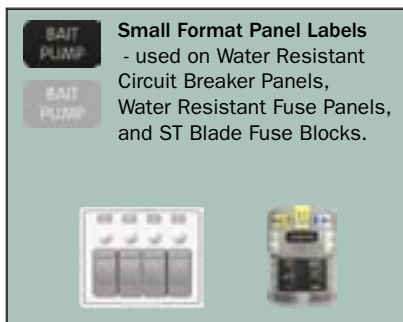


4031 installed on 8086 AC/DC Circuit Breaker Panel (see pages 84-85)

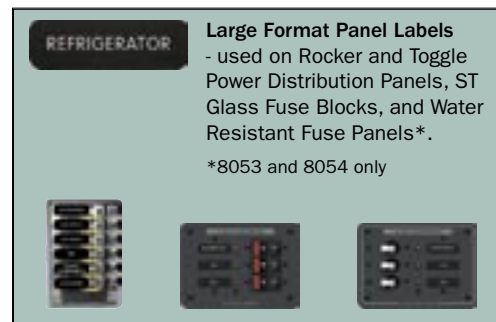
Blue Sea Systems Label Formats



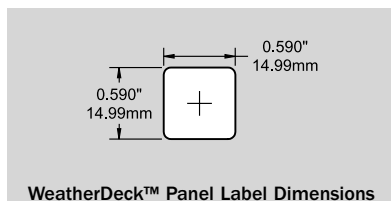
WeatherDeck™ Water Resistant Panel Labels
- used on WeatherDeck™ Water Resistant Panels and new DC Battery Management Panels.



Small Format Panel Labels
- used on Water Resistant Circuit Breaker Panels, Water Resistant Fuse Panels, and ST Blade Fuse Blocks.



Large Format Panel Labels
- used on Rocker and Toggle Power Distribution Panels, ST Glass Fuse Blocks, and Water Resistant Fuse Panels*.
*8053 and 8054 only



WeatherDeck™ Water Resistant Panel Labels

- Tough, weatherproof material
- Used on WeatherDeck™ Water Resistant Panels (see page 48-51)
- 4215 included with WeatherDeck™ Water Resistant Panels (see pages 48-51)
- 4218 included with DC Management Panels - 8686, 8687, 8689, 8690, 8691, and 8693 (see pages 20-21)

PN	Color	Description	Quantity	PN	Color	Description	Quantity
4215	Black	DC Labels	30 Labels	4216	Black	DC Labels	60 Labels
4218	Black	DC Labels	30 Labels	4217	Black	DC Labels	120 Labels

NEW PRODUCT

► See pages 48-51 for Blue Sea Systems WeatherDeck™ Panels

Order labels online at www.blueseasystems.com.

- 4215 Label Kit**
- ACCESSORY
 - AERATOR
 - ANCHOR LIGHT
 - AUTOPILOT
 - BAIT PUMP
 - BILGE PUMP
 - BLOWER
 - CABIN LIGHTS
 - DEPTH SOUNDER
 - ELECTRONICS
 - GPS
 - HORN
 - INSTRUMENTS
 - KNOTMETER
 - NAVIGATION LIGHTS
 - RADAR
 - REFRIGERATOR
 - RUNNING LIGHTS
 - SEARCHLIGHT
 - SPARE
 - SPREADER LIGHTS
 - STEAMING LIGHT
 - STEREO
 - TRIM TABS
 - VHF
 - WASHDOWN
 - WATER PRESSURE
 - WATER PUMP
 - WINDLASS
 - WIPERS

- 4218 Label Kit**
- 12 V DC
 - 24 V DC
 - ALARM
 - BILGE PUMP
 - BILGE PUMP 2
 - BILGE PUMP 3
 - BILGE PUMP 4
 - BOW THRUSTER
 - CLOCK
 - DC MAIN
 - DC SUB PANEL
 - ELECTRONICS
 - ENGINE
 - ENGINES
 - ENG 1/ENG 2
 - GENERATOR
 - HOUSE
 - HOUSE/ENG
 - HOUSE/GEN
 - INVERTER
 - LIGHTS
 - MEMORY
 - PORT/STBD ENG
 - RADAR
 - RADIO
 - SOLAR PANEL
 - VHF
 - WINCH
 - WINDLASS
 - BLANK (WRITE-ON)

- 4216 Label Kit**
- (BLANK)
 - 12 VOLT DC
 - 12 VOLT DC OUTLETS
 - ANCHOR WASH DOWN
 - BAITWELL
 - BATTERY
 - BATTERY PARALLEL
 - BILGE
 - BILGE PUMP 2
 - BILGE PUMP ON-OFF-AUTO
 - BOW LIGHT
 - CABIN
 - CB RADIO
 - CELLULAR PHONE
 - CHART LIGHT
 - CHART PLOTTER
 - COCKPIT LIGHTS
 - COMPASS LIGHT
 - COURTESY LIGHTS
 - DAVIT
 - DC OUTLETS
 - DC SUB PANEL
 - DECK LIGHTS
 - DOCKING LIGHTS
 - DOWN RIGGER
 - ELECTRIC HATCH
 - ENGINE ROOM BLOWER
 - ENGINE ROOM LIGHTS
 - FAN
 - FISH FINDER
 - FISHING LIGHT
 - FISHWELL PUMP
 - FLOOD LIGHTS
 - FRESH WATER PUMP
 - FUEL PUMP
 - GALLEY OUTLETS
 - GAS ALARM
 - GPS/PLOTTER
 - HEAD
 - IGNITION
 - INSTRUMENT LIGHTS
 - LIGHTS
 - LIVWELL
 - MACERATOR PUMP
 - NAV LIGHT ANCHOR OFF NAV
 - OUTLETS
 - PUMPOUT
 - RADIO
 - SEAWATER WASH DOWN
 - SHOWER SUMP PUMP
 - SSB
 - STERN LIGHT
 - STROBE LIGHT
 - TRICOLOR LIGHT
 - TROLLING MOTOR
 - WASHDOWN
 - WATER MAKER
 - WINCHES
 - WIPER PORT
 - WIPER STBD

- 4217 Label Kit**
- (BLANK)
 - 12 VOLT DC
 - 12 VOLT DC OUTLETS
 - 24V DC
 - AIR HORN
 - ANCHOR LIGHT MAIN
 - ANCHOR LIGHT MIZZEN
 - ANCHOR WASH DOWN
 - APPLIANCES
 - ARCH LIGHTS
 - AUTO/MAN
 - BAITWELL
 - BATTERY
 - BATTERY PARALLEL
 - BILGE ALARM
 - BILGE PUMP 2
 - BILGE PUMP ON-OFF-AUTO
 - BOW LIGHT
 - BOW THRUSTER
 - BRIDGE INSTRUMENTS
 - BRIDGE LIGHTS
 - CABIN
 - CB RADIO
 - CD PLAYER
 - CHART LIGHT
 - CHART PLOTTER
 - COCKPIT LIGHTS
 - COMPASS LIGHT
 - COURTESY LIGHTS
 - DAVIT
 - DC OUTLETS
 - DC SUB PANEL
 - DECK LIGHTS
 - DEFROSTER
 - DEPTH/SPEED
 - DIMMER
 - DISCHARGE PUMP
 - DOCKING LIGHT PORT
 - DOCKING LIGHT STBD
 - DOCKING LIGHTS
 - DOWN RIGGER
 - ELECTRIC HATCH
 - ENGINE HATCH
 - ENGINE INSTRUMENTS
 - ENGINE ROOM BLOWER
 - ENGINE ROOM LIGHTS
 - ENGINE SHUTDOWN
 - ENTRY STEP
 - FAN
 - FAN 2
 - FIRE ALARM
 - FIRE EXT
 - FISH FINDER
 - FISHING LIGHT
 - FISHWELL PUMP
 - FLOOD LIGHTS
 - FLYBRIDGE
 - FLYBRIDGE ELECTRONICS
 - FLYBRIDGE LIGHTS
 - FOG LIGHTS
 - FOREDECK LIGHT
 - FRESH WATER PUMP
 - FRESH WATER WASH DOWN
 - FUEL PUMP
 - FUEL TRANSFER
 - FURLER JIB
 - FURLER MAINSAIL
 - GALLEY
 - GAS ALARM
 - GPS/PLOTTER
 - HAILER
 - HAM RADIO
 - HEAD
 - HEATER
 - IGNITION
 - INSTRUMENT LIGHTS
 - INTERCOM HAILER
 - LAZARETTE LIGHTS
 - LIGHTS
 - LIGHTER
 - LIVWELL
 - LOCKER LIGHTS
 - LPG CONTROL
 - MAIN
 - MAST LIGHTS
 - MASTHEAD LIGHT
 - MIZZEN FLOOD
 - NAVIGATION ELECTRONICS
 - NAVIGATION INSTRUMENTS
 - NAV LIGHT ANCHOR OFF NAV
 - ON-OFF
 - OUTLETS
 - PUMP
 - PUMPOUT
 - RADIO
 - ROD LOCKER
 - RUDDER ANGLE INDICATOR
 - SAILING CONTROLS
 - SAILING INSTRUMENTS
 - SALT WATER PUMP
 - SEAWATER WASH DOWN
 - SHOWER SUMP PUMP
 - SOLAR PANEL
 - SSB
 - START-STOP
 - STERN LIGHT
 - STROBE LIGHT
 - SUMP PUMP
 - TRANSFER
 - TRICOLOR LIGHT
 - TROLLING MOTOR
 - WASHDOWN PUMP
 - WASHDOWN
 - WINCHES
 - WIND GENERATOR
 - WIND INSTRUMENTS
 - WINDSHIELD WASHER
 - WIPER CENTER
 - WIPER PORT
 - WIPER STBD

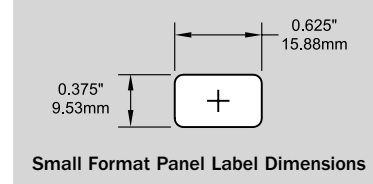
Small Format Panel Labels

- Tough, weatherproof material
- 8214 and 8217 - Includes 60 common DC labels
- 8214 and 8217 - Used on DC Water Resistant Panels (pages 52-53) and ST Blade Fuse Blocks (see page 57)
- 4139 - Write-on circuit labels used on ST Blade Fuse Blocks (see page 57)

PN	Color	Description	Quantity
8214	Black	Small Format Panel Labels	60 Labels
8217	Gray	Small Format Panel Labels	60 Labels

- ▶ See page 57 for Blue Sea Systems ST Blade Fuse Blocks.
- ▶ See pages 52, 53 for Blue Sea Systems Water Resistant Circuit Breaker Panels and Water Resistant Fuse Panels (8261 and 8262).

DC Small Format Label Listing			
(BLANK)	CABIN	GAS ALARM	SEARCH LIGHT
12 VOLT DC	CABIN LIGHTS	GPS	SPARE
24 VOLT DC	CB RADIO	HORN	SPREADER LIGHTS
ACCESSORY	CELLULAR PHONE	IGNITION	STEAMING LIGHT
AERATOR	CHARGER INVERTER	INSTR. LIGHTS	STEREO
ANCHOR LIGHT	CHART PLOTTER	INVERTER	STROBE LIGHT
AUTO PILOT	DECK LIGHTS	KNOT METER	TRICOLOR LIGHT
BAIT PUMP	DEPTH SOUNDER	LIGHTS	TRIM TABS
BAITWELL	DOWN RIGGER	LIVEWELL	VHF
BATTERY	ELECTRONICS	NAV LIGHTS	WASH DOWN
BATTERY CHARGER	FAN	OUTLETS	WATER PRESSURE
BILGE	FISH FINDER	RADIO	WATER PUMP
BILGE PUMP	FISHING LIGHT	RADAR	WINCHES
BLOWER	FLOOD LIGHTS	REFRIGERATOR	WINDLASS
BOW LIGHT	FUEL PUMP	RUNNING LIGHTS	WIPERS



Order labels online at www.bluesea.com.

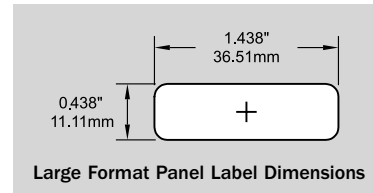
Large Format Panel Labels

For use with Blue Sea Systems Rocker and Toggle Power Distribution Panels, ST Glass Fuse Blocks, and Water Resistant Fuse Panels (8053 and 8054).

- Tough, weatherproof material
- Used on water resistant panels
- Large Format Panel Labels are available for purchase individually or in sets. Individual labels and label sets are listed on pages 91-94. To purchase individual Large Format Panel Labels online go to www.bluesea.com.

PN	Color	Description	Quantity
8031	Black	AC Panel Basic	30 Labels
8067	Black	AC Panel Extended	120 Labels
8030	Black	DC Panel Basic	30 Labels
8039	Black	DC Panel Extended	120 Labels

- ▶ See pages 90-94 for label listing and part numbers.



Order labels online at www.bluesea.com.

REFRIGERATOR

Label Number	Description	8067 AC Extended				Label Number	Description	8067 AC Extended			
		8031 AC Basic		8039 DC Extended	8030 DC Basic			8031 AC Basic		8039 DC Extended	8030 DC Basic
		8039 DC Basic	8030 DC Basic					8039 DC Basic	8030 DC Basic		
1	#1				485	BEDROOM SLIDEOUT					
2	#2				55	BILGE					
3	(BLANK)			✓	56	BILGE ALARM				✓	
5	12 VOLT DC			✓	57	BILGE ALARM 2					
4	12 VOLT DC OUTLETS			✓	58	BILGE ALARM 3					
499	12 VOLT OUTLETS INSIDE				59	BILGE ALARM 4					
500	12 VOLT OUTLETS OUTSIDE				60	BILGE LIGHTS					
502	120 VOLT 60Hz SHORE POWER				61	BILGE PUMP			✓		
6	120 VOLT AC OUTLETS				62	BILGE PUMP 2				✓	
7	120 VOLT AC / 60 HZ				63	BILGE PUMP 3					✓
516	120/240V 60Hz				64	BILGE PUMP 4					
517	120/240V 60Hz SHORE POWER				453	BILGE PUMP ON-OFF-AUTO					
10	24 VOLTS DC				65	BLOWER			✓		
9	24 VOLT DC OUTLET				66	BOAT DAVIT					
8	240 VOLTS AC				67	BOOM LIGHT					
460	240 VOLTS AC / 60 HZ				68	BOW LIGHT					
515	250 VOLT 50Hz SHORE POWER				69	BOW THRUSTER					
468	250 VOLTS AC / 50 HZ				70	BRIDGE					
462	AC BUS 1				71	BRIDGE INSTRUMENTS				✓	
11	AC COMPRESSOR				72	BRIDGE LIGHTS					✓
12	AC FAN				73	BRIDGE OUTLETS					✓
13	AC MAIN				74	CABIN					✓
14	AC PANEL				75	CABIN 2					✓
15	AC POWER				501	CABIN 2 FAN					
16	AC REFRIGERATOR				76	CABIN 2 LIGHTS			✓		✓
17	AC SUB PANEL				77	CABIN 2 OUTLETS					✓
18	ACCESSORY	✓		✓	78	CABIN 3					✓
19	ADF				79	CABIN 3 LIGHTS			✓		✓
20	AERATOR				80	CABIN 3 OUTLETS					✓
21	AFT CABIN			✓	81	CABIN 4					✓
22	AFT CABIN LIGHTS			✓	82	CABIN 4 LIGHTS			✓		✓
23	AFT CABIN OUTLETS			✓	83	CABIN 4 OUTLETS					✓
24	AFT HEAD			✓	84	CABIN FAN			✓		
25	AIR COMPRESSOR				85	CABIN HEATER					✓
26	AIR CONDITIONER			✓	86	CABIN LIGHTS			✓		✓
27	AIR CONDITIONER 2			✓	87	CABIN OUTLETS				✓	
28	AIR CONDITIONER 3				88	CABLEMASTER					
29	AIR CONDITIONER 4				89	CASSETTE PLAYER					
30	AIR CONDITIONER PUMP				90	CB RADIO			✓		
31	AIR HORN				91	CCTV					✓
32	ALARM SYSTEM			✓	92	CD PLAYER					
461	ALTERNATOR			✓	93	CELLULAR PHONE			✓		
33	ALTERNATOR DISCONNECT				94	CHARGER/INVERTER					✓
34	AMPLIFIER				95	CHART LIGHT			✓		
35	ANCHOR LIGHT	✓			96	CHART PLOTTER			✓		
36	ANCHOR LIGHT MAIN				97	CHOKE					
37	ANCHOR LIGHT MIZZEN				98	CIRCULATOR PUMP					
38	ANCHOR WASH DOWN			✓	508	CLOCK					
39	APPLIANCES			✓	99	CLOSET LIGHT					
40	ARCH LIGHTS				100	COCKPIT LIGHTS			✓		✓
41	AUDIO/VIDEO SYSTEM				101	COCKPIT REFRIG					✓
42	AUTO/MAN				102	COLOR SOUNDER			✓		
524	AUTOMATIC CHARGING RELAY				103	COMM ELECTRONICS			✓		
43	AUTOPILOT	✓			104	COMPARTMENT HEATER					
44	BAIT PUMP			✓	105	COMPARTMENT LIGHT					✓
45	BAITWELL				106	COMPASS LIGHT			✓		
46	BALLAST CONTROLS				107	COMPUTER				✓	
47	BALLAST PUMP				514	COMPUTER DISPLAY					
48	BAR				108	CONDENSER PUMP					
481	BATHROOM				109	CONSOLE LIGHT					
49	BATTERY				110	CONVERTER					
473	BATTERY 1				111	COOKING GRILL					
474	BATTERY 2				112	COOKTOP					✓
50	BATTERY CHARGER			✓	113	COOLING PUMP					
51	BATTERY CHARGER 2			✓	114	COURTESY LIGHTS					
52	BATTERY COMPARTMENT				115	CREW LIGHTS					
53	BATTERY PARALLEL				116	CREW QUARTERS					
54	BEACON				117	DAVIT					
480	BEDROOM				118	DC LIGHTS			✓		

PANEL ACCESSORIES

LARGE FORMAT PANEL LABELS LISTING

REFRIGERATOR

8067 AC Extended					8067 AC Extended				
8031 AC Basic					8031 AC Basic				
Label Number	Description	8039 DC Extended			Label Number	Description	8039 DC Extended		
		8030 DC Basic					8030 DC Basic		
119	DC MAIN		✓		187	FIRE HORN			
120	DC OUTLETS		✓		459	FISH FINDER			
121	DC REFRIGERATOR		✓		188	FISHBOX ICEMAKER			
122	DC SUB PANEL		✓		520	FISHBOX PUMP			
123	DECK				521	FISHBOX REFRIGERATOR			
124	DECK LIGHTS		✓	✓	189	FISHING LIGHT		✓	
125	DECK LIGHTS AFT		✓		487	FISHWELL PUMP			
126	DECK LIGHTS FWD		✓		488	FISHWELL PUMP 2			
127	DECK LIGHTS PORT				190	FLOOD LIGHTS		✓	✓
128	DECK LIGHTS STBD				191	FLOSCAN			
129	DEFROSTER				192	FLYBRIDGE			
130	DEPTH RECORDER		✓		193	FLYBRIDGE ELECTRONICS		✓	
131	DEPTH SOUNDER	✓			194	FLYBRIDGE LIGHTS		✓	
132	DEPTH/SPEED		✓		195	FLYBRIDGE OUTLETS			
133	DESALINATOR		✓		196	FOG LIGHTS			
134	DIMMER		✓	✓	197	FOREDECK LIGHT	✓		
135	DINING AREA LIGHTS		✓	✓	198	FREEZER			✓
136	DINING AREA OUTLETS			✓	199	FRESH WATER			
137	DISCHARGE PUMP				200	FRESH WATER PUMP		✓	
138	DISHWASHER			✓	201	FRESH WATER PUMP 2			
139	DISPOSAL			✓	202	FRESH WATER PUMP 3			
140	DIVE COMPRESSOR				203	FRESH WATER PUMP 4			
141	DOCKING LIGHT PORT				204	FRESH WATER WASH DOWN		✓	
142	DOCKING LIGHT STBD				482	FRONT SLIDEOUT			
143	DOCKING LIGHTS		✓		205	FUEL PRIMER PUMP			
144	DOWN RIGGER				206	FUEL PUMP			
145	DRYER			✓	207	FUEL PUMP 2			
146	DUMP VALVES				208	FUEL PUMP 3			
147	ELECTRIC HATCH				209	FUEL PUMP 4			
469	ELECTRONIC CONTROL UNIT				210	FUEL TANK HEATER			
148	ELECTRONICS	✓			211	FUEL TRANSFER			
149	EMERGENCY BACKUP SYS				507	FUME DETECTOR			
150	EMERGENCY LIGHTS		✓	✓	212	FURLER JIB			
151	EMERGENCY PUMPS				213	FURLER MAINSAIL			
158	ENGINE ALARM		✓		214	FURLER SPINNAKER			
159	ENGINE BLOCK HEATER				215	FURNACE			✓
160	ENGINE CONTROL PORT				216	FWD CABIN			
161	ENGINE CONTROL STBD				217	FWD CABIN LIGHTS	✓		✓
162	ENGINE CONTROLS				218	FWD CABIN OUTLETS			✓
163	ENGINE DRIVEN REFRIG				219	GALLEY			✓
164	ENGINE EXHAUST FAN				220	GALLEY APPLIANCES			✓
165	ENGINE HATCH				221	GALLEY DRAIN			
166	ENGINE HEATER PORT				222	GALLEY FAN			
167	ENGINE HEATER STBD				223	GALLEY LIGHTS		✓	✓
168	ENGINE INSTRUMENTS	✓			224	GALLEY OUTLETS		✓	
169	ENGINE OIL PAN PUMP				490	GALVANIC ISOLATOR			
152	ENGINE ROOM BILGE ALARM		✓		225	GARBAGE DISPOSAL			✓
153	ENGINE ROOM BLOWER				226	GAS ALARM			
154	ENGINE ROOM HEATER				227	GENERAL PURPOSE			
155	ENGINE ROOM LIGHTS		✓	✓	523	GENERATOR			
156	ENGINE ROOM OUTLETS			✓	228	GENERATOR 1			✓
157	ENGINE ROOM PANEL MAIN		✓		229	GENERATOR 2			
170	ENGINE SHUTDOWN				454	GENERATOR OFF ON START			
171	ENGINE TEMP				230	GENERATOR ROOM BLOWER			
172	ENTERTAINMENT CENTER			✓	466	GENERATOR RUNNING			
173	ENTRANCE DOOR				455	GENERATOR STOP			
174	ENTRY STEP				231	GFI OUTLET			✓
175	EXHAUST FAN			✓	232	GPS	✓		
176	EXHAUST TEMP				233	GPS/LORAN			
177	EXTERIOR				234	GPS/PLOTTER		✓	
178	EXTERIOR LIGHTS		✓	✓	510	GUN LOCKS			
179	FAN	✓		✓	235	GYRO COMPASS			
180	FAN 2		✓	✓	236	HAILER		✓	
181	FAN 3			✓	237	HALLWAY LIGHTS			✓
182	FAN 4			✓	238	HALON FIRE SYSTEM			
183	FAX				239	HAM RADIO		✓	
184	FILLING PUMP				240	HEAD		✓	
185	FIRE ALARM		✓		241	HEAD 2			
186	FIRE EXT				242	HEAD 2 FAN			

REFRIGERATOR

8067 AC Extended					8067 AC Extended				
8031 AC Basic					8031 AC Basic				
Label Number	Description	8039 DC Extended			Label Number	Description	8039 DC Extended		
		8030 DC Basic					8030 DC Basic		
243	HEAD 2 OUTLETS			✓	299	LIGHTS STBD			
244	HEAD 3				300	LIVWELL		✓	
245	HEAD 3 FAN				301	LIVWELL INPUT			
246	HEAD 3 OUTLETS			✓	302	LIVWELL OUTPUT			
247	HEAD 4				303	LOCKER LIGHTS			
248	HEAD 4 FAN				304	LOG		✓	
249	HEAD 4 OUTLETS			✓	305	LORAN		✓	
250	HEAD FAN				306	LPG CONTROL			
251	HEAD LIGHTS		✓	✓	307	LUBE OIL PUMP			
252	HEAD LIGHTS 2		✓	✓	308	MACERATOR PUMP	✓		✓
253	HEAD LIGHTS 3			✓	309	MAIN			✓
254	HEAD LIGHTS 4			✓	310	MAIN BREAKER			✓
255	HEAD OUTLETS			✓	311	MAIN CABIN		✓	✓
256	HEADLIGHTS				312	MAIN CABIN LIGHTS	✓		✓
257	HEATER			✓	313	MAIN CABIN OUTLETS			✓
519	HEATER & AIR CONDITIONER				314	MAIN SAIL FURLING			
258	HEATER 2		✓	✓	315	MAP LIGHT		✓	
259	HEATER 3			✓	316	MAST LIGHTS		✓	
260	HEATER 4			✓	317	MASTHEAD LIGHT			
261	HELM ELECTRONICS		✓	✓	318	MICROWAVE			✓
262	HELM GAUGES		✓		319	MINI DISC PLAYER			
263	HELM INSTRUMENTS		✓		320	MIZZEN FLOOD			
264	HIGH WATER ALARM		✓		456	NAV LIGHT ANCHOR OFF NAV			
265	HOLDING TANK		✓		321	NAV STATION ELECTRONICS		✓	
266	HOLDING TANK ALARM		✓		322	NAV STATION GAUGES		✓	
267	HOLDING TANK PUMP		✓		323	NAV STATION INSTRUMENTS		✓	
268	HOOD FAN			✓	324	NAV STATION LIGHTS		✓	✓
269	HOOD LIGHT				325	NAVIGATION ELECTRONICS		✓	
270	HORN	✓			326	NAVIGATION INSTRUMENTS		✓	
475	HOT TUB				327	NAVIGATION LIGHTS		✓	
271	HOT WATER PUMP				328	NIGHT LIGHTS			
272	HYDRAULIC ALARM				329	OFF			
273	HYDRAULIC SYSTEM				331	OIL CHANGE PUMP			
274	HYDRAULIC TANK ALARM				332	ON			
275	ICE MAKER			✓	330	ON-OFF			
276	IGNITION				333	OUTLETS			✓
277	IGNITION PORT				334	OUTLETS 2			✓
278	IGNITION STBD				335	OUTLETS 3			✓
279	INSTRUMENT LIGHTS		✓		336	OUTLETS 4			✓
280	INSTRUMENTS		✓		505	OUTLETS AFT			
281	INTERCOM		✓		337	OUTLETS DECK			✓
282	INTERCOM HAILER				506	OUTLETS ENGINE ROOM			
283	INTERCOM/TELEPHONE				338	OUTLETS EXTERIOR			✓
284	INTERIOR LIGHTS		✓	✓	503	OUTLETS FORWARD			✓
285	INVERTER			✓	339	OUTLETS INTERIOR			✓
467	INVERTER 2				504	OUTLETS PILOT HOUSE			
476	INVERTER AC BUS				458	PANEL LIGHTS			
471	INVERTER AC SUPPLY				496	PILOT HOUSE FAN			
470	INVERTER DC SUPPLY				340	PORT			
286	INVERTER OUTLET			✓	341	PORT THRUSTER			
287	ISOLATION TRANSFORMER			✓	342	POWER			
479	KITCHEN				343	POWER WASHER			
484	KITCHEN SLIDEOUT				457	PRE-HEAT			
288	KNOTMETER	✓			344	PRIMARY WINCHES			
289	LAZARETTE LIGHTS			✓	345	PRINTER			
290	LECTRASAN			✓	346	PUMP			
291	LIGHTER				497	PUMP BLACK WATER			
292	LIGHTS	✓		✓	498	PUMP GRAY WATER			
293	LIGHTS 2		✓	✓	347	RACK LIGHTS		✓	
294	LIGHTS 3			✓	348	RACK OUTLETS			✓
295	LIGHTS 4			✓	349	RADAR	✓		
296	LIGHTS AFT			✓	350	RADAR ARCH LIGHTS			
494	LIGHTS AFT CABIN				351	RADIO		✓	
297	LIGHTS FWD			✓	352	RANGE			✓
493	LIGHTS MASTER CABIN				353	RDF			
495	LIGHTS PANTRY				483	REAR SLIDEOUT			
492	LIGHTS PILOTHOUSE				354	RECEIVER			
298	LIGHTS PORT				355	RECEPTACLE			
491	LIGHTS SETTEE				356	REFRIGERATOR	✓		✓

PANEL ACCESSORIES

LARGE FORMAT PANEL LABELS LISTING

REFRIGERATOR

Label Number	Description	8067 AC Extended			Label Number	Description	8067 AC Extended		
		8031 AC Basic		8039 DC Extended			8031 AC Basic		8039 DC Extended
		8030 DC Basic					8030 DC Basic		
357	REFRIGERATOR PUMP				518	TRANSFORMER SECONDARY			
358	REFRIGERATOR/FREEZER			✓	420	TRASH COMPACTOR			✓
359	REGULATOR				478	TRAVEL LOCKS			
360	REVERSE POLARITY			✓	421	TRICOLOR LIGHT	✓		
361	ROD LOCKER				422	TRIM TABS		✓	
489	RUDDER ANGLE INDICATOR				423	TV		✓	✓
362	RUNNING LIGHTS	✓			424	TV ANTENNA			
363	SAILING CONTROLS				425	TV/STEREO			✓
364	SAILING INSTRUMENTS	✓			426	TV/VCR		✓	
365	SALOON		✓	✓	427	UPS SYSTEM			✓
366	SALOON HEATER			✓	428	UTILITY		✓	
367	SALOON LIGHTS		✓	✓	429	VACUUM			✓
368	SALOON OUTLETS			✓	430	VACUUM PUMP			
369	SALT WATER PUMP				431	VCR			✓
370	SAT/COM		✓		432	VHF	✓		
371	SAT/NAV		✓		511	VHF 1			
372	SATELLITE DISH		✓	✓	512	VHF 2			
373	SCRUBBER				433	VIDEO PLOTTER		✓	
374	SEARCHLIGHT		✓		434	VIDEO SYSTEM			✓
375	SEARCHLIGHT HAND HELD				513	WASHDOWN PUMP			
376	SEARCHLIGHT REMOTE				435	WASHER			✓
377	SEAWATER TEMP		✓		436	WASHER/DRYER			✓
378	SEAWATER WASH DOWN		✓		437	WATER ALARM		✓	
379	SECURITY SYSTEM		✓		438	WATER HEATER			✓
380	SHIP			✓	439	WATER LEVEL			
381	SHORE			✓	440	WATER MAKER		✓	✓
463	SHORE 1				441	WATER PRESSURE	✓		
464	SHORE 2				442	WATER PUMP		✓	
382	SHORE CORD REEL				443	WEATHER FAX		✓	
383	SHORE POWER			✓	444	WEATHER INSTRUMENT		✓	
384	SHORE POWER CORD				445	WINCHES		✓	
385	SHOWER SUMP PUMP		✓		477	WIND GENERATOR			
386	SINK DRAIN				446	WIND INSTRUMENTS		✓	
486	SLIDEOUT				447	WINDEX LIGHT		✓	
387	SOLAR PANEL				448	WINDLASS			
388	SONAR		✓		522	WINDSHIELD VENT			
389	SPARE	✓		✓	449	WINDSHIELD WASHER			
390	SPEED/LOG		✓		472	WIPER CENTER			
391	SPREADER LIGHTS	✓			450	WIPER PORT		✓	
392	SPREADER LT MIZZEN				451	WIPER STBD		✓	
393	SSB		✓		452	WIPERS		✓	
394	STABILIZER								
395	STARBOARD								
396	START								
398	START PORT								
399	START STBD								
397	START-STOP								
400	STBD THRUSTER								
401	STEAMING LIGHT	✓							
402	STEP LIGHT								
403	STEREO	✓		✓					
404	STERN LIGHT								
509	STERN THRUSTER								
405	STOP								
406	STOVE			✓					
407	STOVE/MICROWAVE			✓					
408	STROBE LIGHT	✓							
409	SUB PANEL		✓	✓					
410	SUMP PUMP		✓						
411	SUMP PUMP 2								
412	SYNCHRO								
413	TAPE DECK								
414	TELEPHONE SYSTEM		✓	✓					
415	TEST								
416	TOWING LIGHTS								
417	TRACK LIGHTS		✓	✓					
465	TRANSFER								
418	TRANSFER PUMP		✓						
419	TRANSFORMER								